

CON-485/422-EE9

Externally Powered, Optically Isolated
RS-232 To RS-485/RS-422 Converter
Datasheet Revision 2.5



GENERAL FEATURES:

- Plug-and-Play (hot-pluggable)
- Supports 2-wire RS-485 or 4-wire RS-422
- Optional built-in 120 Ohm terminal block for maximum flexibility
- Data direction auto-turnaround - no flow control necessary
- External 9V powered with included adapter
- Built-in surge and static protection
- 5 year manufacturer's warranty
- RoHS, CE, and FCC certified

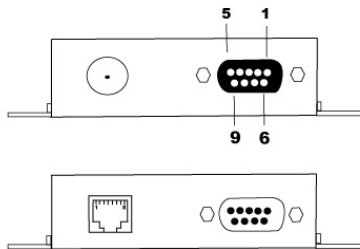
DESCRIPTION:

The SerialComm CON-485/422-EE9 is an industrial grade bi-directional externally powered 2.5K isolated RS-232 to RS-485/RS-422 converter which converts a full-duplex RS-232C port to a half-duplex two-wire RS-485 or full-duplex four-wire RS-422 port. A built-in data direction auto-turnaround feature automatically enables the RS-485/RS-422 driver when data is present from the RS-232 port, eliminating the need for software drivers, and making the device fully plug-and-play. The CON-485/422-EE9 is an effective solution for protecting RS-232, RS-485 and RS-422 devices from voltage surges, lightning strikes, ground loop conditions and signal noise problems. The unit is not reliant on port power so you do not have to worry about the RS-232's ability to power the converter. The CON-485/422-EE9 has a db-9 female connector on the RS-232 serial port, and either a db-9 male connector, RJ45 female connector or terminal block with built-in 120 Ohm termination option. Two terminal blocks are included one for the RS-485 and other for RS-422. The terminal block plugs into the RS-485/RS-422 port, providing screw-lug wire terminations for the port. The unit is enclosed in a heavy duty steel housing for rugged applications.

CERTIFICATIONS:



CONNECTORS:



PINOUT CONFIGURATION:

RS-232 SIDE – DB9 FEMALE

SIGNAL	DCD	DTR	DSR	RTS	CTS	TX	RX	GND
PIN #	1	4	6	7	8	2	3	5
FUNCT.	TIED			TIED		TX	RX	GND

RS-485/RS-422 RJ45

RS-485	D+	D-			GND
RS-422	T+	T-	R+	R-	GND
PIN #	1	2	3	6	7,8

RS-485 OPTION – DB9 MALE

RS-485	D-	D+			GND
PIN #	1	2	3	4	5

If you are using the terminal block for the RS-485 application, please use the 3 position terminal block with optional built-in 120 ohm termination.

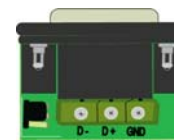
RS-422 OPTION – DB9 MALE

RS-422	T-	T+	R+	R-	GND
PIN #	1	2	3	4	5


If you are using the terminal block for the RS-422 application, please use the 5 position terminal block with optional built-in 120 ohm termination.

TERMINATION GUIDE:


The CON-485/422-EE9 terminal blocks have optional built-in 120 ohm termination. 120 ohm termination is an advanced feature typically used to reduce noise and signal reflections. It is recommended to use 120 ohm termination if you are exceeding 600 feet in distance, 19.6K baud or in a noisy environment. The terminal blocks are shipped with 120 Ohm termination off but can be turned on using the convenient jumper setting located on the left bottom of the terminal blocks.



3 POSITION WITH 120 OHM OFF



5 POSITION WITH 120 OHM OFF

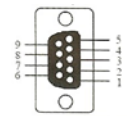


3 POSITION WITH 120 OHM ON

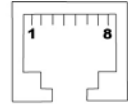


5 POSITION WITH 120 OHM ON

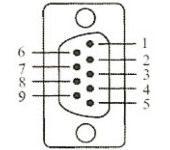
FEM. DB9



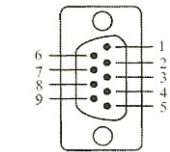
FEM. RJ45



MALE DB9



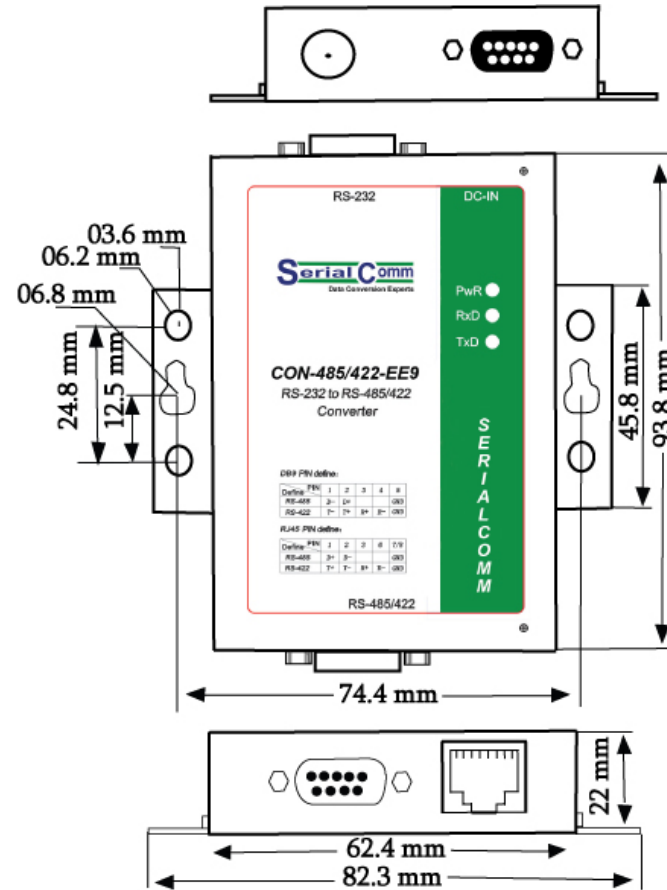
MALE DB9



SPECIFICATIONS:

COMMUNICATION	
STANDARDS:	EIA/TIA RS-232C, 2-wire RS-485 & 4-wire RS-422 Standards
BAUD RATES:	From 300 bps to 115,200 bps
CONNECTOR TYPES:	RS-232 Side: DB9 Female and RS-485/RS-422 Side: either DB9 Male, RJ45 or 3 or 5-way Terminal Block
DISTANCE:	RS-232 Side: 16 ft (5m) & RS-485/RS-422 Side: up to 4000 ft (1.2km)
MAX # OF CONNECTIONS:	128 Connection Drops
ELECTRICAL	
DC/AC POWER ADAPTER:	9 VDC/1A (Input: 100-240VAC 50/60hz US Type A Plug)
OPTICAL ISOLATION:	2500V (2500Vrms 1 min, AC)
CURRENT CONSUMPTION:	Less Than 100 mA
STATIC PROTECTION:	15KV Electric Static Discharge (ESD) Protection
SURGE PROTECTION:	600W/Sec Surge Protection
MECHANICAL	
HOUSING:	Heavy Duty Steel Case
DIN RAIL:	Optional DIN Rail Mounts
WEIGHT:	7.1oz (200 grams)
DIMENSIONS:	4.06" X 3.25" X 0.87" (103.0 mm X 82.6 mm X 22.0 mm)
ENVIRONMENTAL	
OPERATING TEMP.:	-40° F to 185° F (-40°C to 85° C)
STORAGE TEMP.	-40° F to 185° F (-40°C to 85° C)
OPERATING HUMIDITY:	5% To 95% - No Condensation
QUALITY	
PRODUCT SAFETY:	CE, FCC and RoHS Conformance Certified
QUALITY MANAGEMENT	Manufactured and Distributed to ISO 9001:2008
RELIABILITY:	Low Failure Rate – 99+% Reliability Since Inception
WARRANTY:	5 Year Replacement Warranty

DIMENSIONS:



TROUBLESHOOTING INSTRUCTIONS:

Using one CON-485/422-EE9 unit:

1. Check that all connections comply with the connection diagrams.
2. Perform a loop back test on one unit:
 - a) Connect the TX+ to RX+ and TX- to RX- on the RS-485/RS-422 port.
 - b) Connect the RS-232 port to the PC RS-232 port.
 - c) Running a hyper terminal program on the PC, send ASCII characters to the CON-485/422-EE9 converter from one PC port, and check that the characters are received at the same PC port. This tests the transmit and receive functions of the CON-485/422-EE9 unit is working properly.

Using two CON-485/422-EE9 units:

1. Check that all connections comply with the connection diagrams.
2. Perform a loop back test on two units:
 - a) Connect the two RS-485 or RS-422 ports.
 - b) Connect the two RS-232 ports to two PC RS-232 ports.
 - c) Running hyper terminal programs on both PCs, send ASCII characters to the CON-485/422-EE9 converter from one PC port, and check that the characters are received at the 2nd PC port. Repeat the test in the opposite direction. This tests the transmit and receive functions of both CON-485/422-EE9 units are working properly.

APPLICATIONS:

RS-232 TO 2-WIRE RS-485 MODE OPTION:

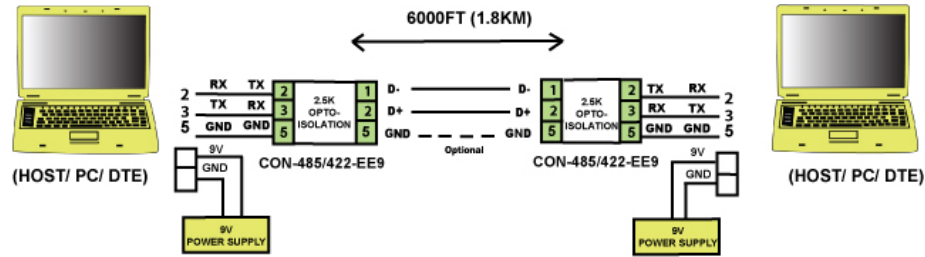


FIGURE 1: EXTENDING RS-232 DATA DISTANCE IN RS-485 MODE

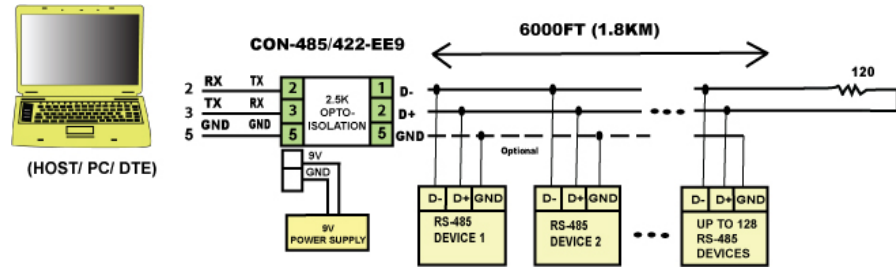


FIGURE 2: MASTER/SLAVE MULTIPLE DROP CONFIG. IN RS-485 MODE

RS-232 TO 4-WIRE RS-422 MODE OPTION:

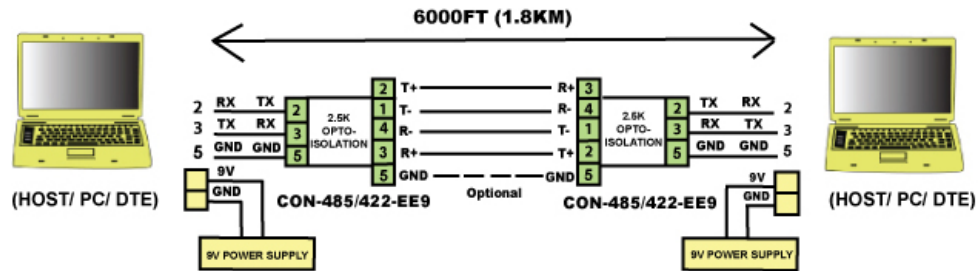


FIGURE 3: EXTENDING RS-232 DATA DISTANCE IN RS-422 MODE

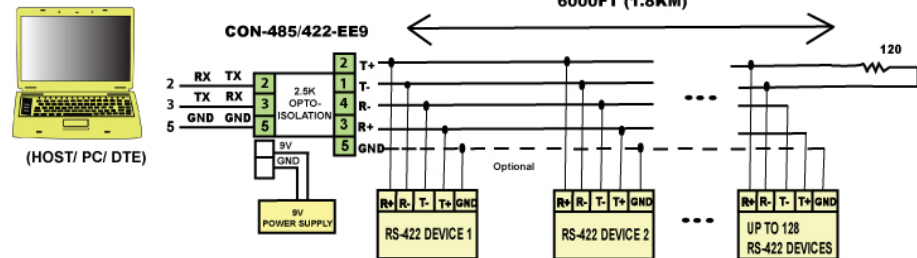


FIGURE 4: MASTER/SLAVE MULTIPLE DROP CONFIG. IN RS-422 MODE